



# CCNL ABI - 2012

**Risultati della consultazione unitaria al 2 aprile 2012.**

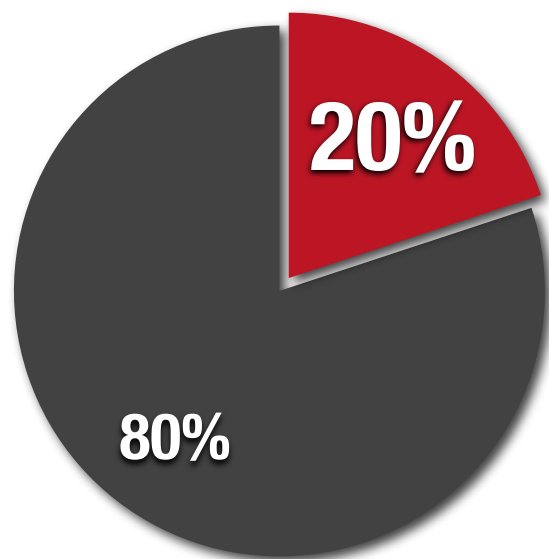


# TOTALI GENERALI

DATI AGGIORNATI AL 3 APRILE 2012

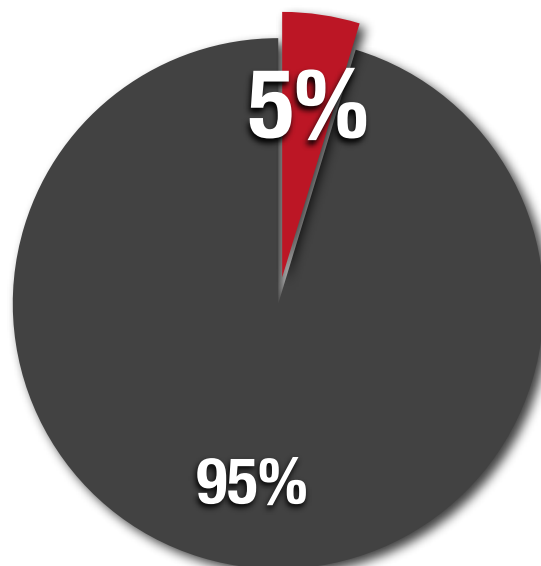
<b>Totale Lavoratori</b>	<b>320.000</b>	<b>Favorevoli</b>	<b>34.492</b>
<b>Totale Votanti</b>	<b>63.783</b>	<b>Contrari</b>	<b>26.285</b>
<b>Astenuti</b>	<b>3.006</b>	<b>Differenza</b>	<b>8.207</b>

**PARTECIPAZIONE**



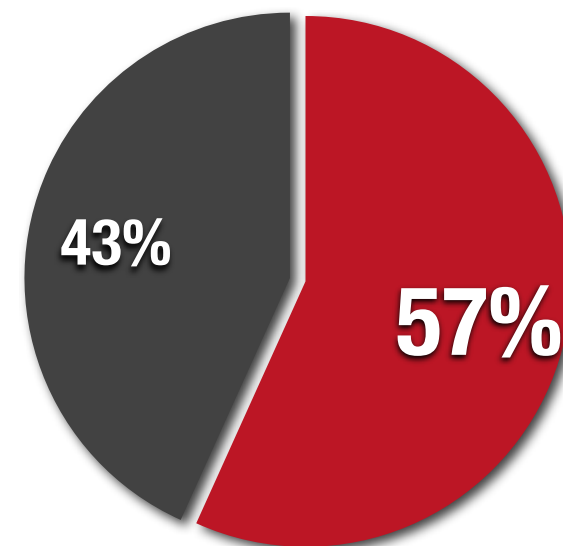
● **Totale Votanti**  
● **Totale Lavoratori non Votanti**

**ASTENUTI**



● **Astenuti**  
● **Voti favorevoli o contrari**

**FAVOREVOLI E CONTRARI**



● **Favorevoli**  
● **Contrari**



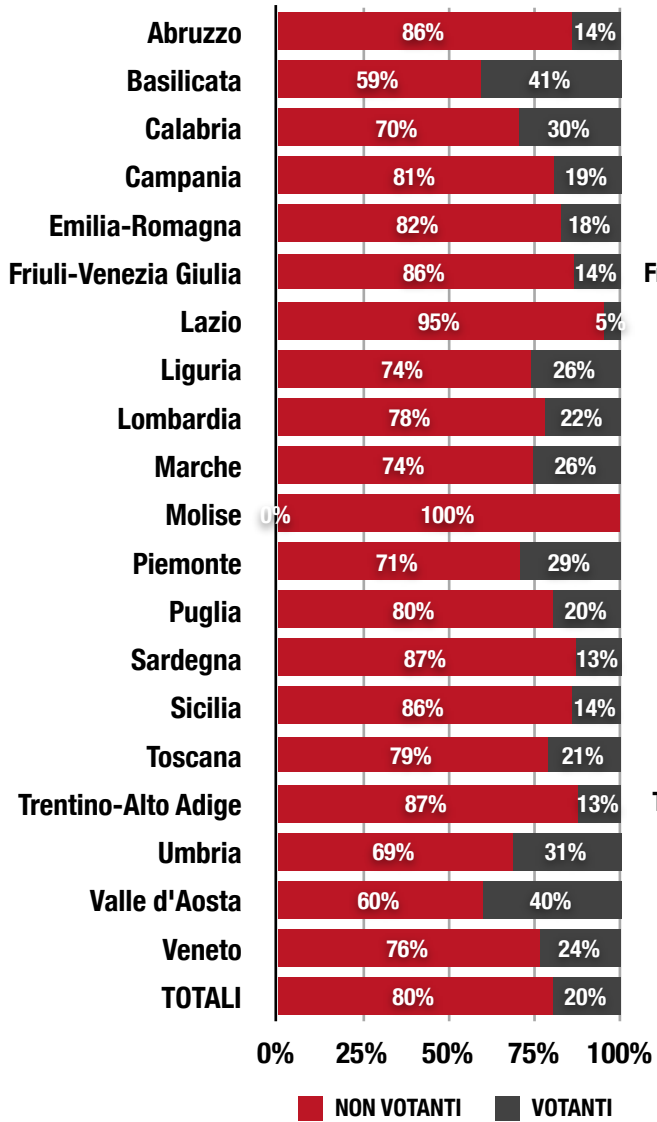
# TOTALI REGIONALI

	LAVORATORI	%	NON VOTANTI	VOTANTI	%	FAVOREVOLI	%	CONTRARI	%	ASTENUTI
Abruzzo	5.120	1,60%	4.394	726	1,14%	597	1,73%	86	0,33%	43
Basilicata	1.600	0,50%	948	652	1,02%	604	1,75%	37	0,14%	11
Calabria	4.160	1,30%	2.927	1.233	1,93%	663	1,92%	505	1,92%	65
Campania	15.040	4,70%	12.109	2.931	4,60%	281	0,81%	2.593	9,86%	57
Emilia-Romagna	33.600	10,50%	27.696	5.904	9,26%	3.745	10,86%	1.789	6,81%	370
Friuli-Venezia Giulia	6.080	1,90%	5.238	842	1,32%	586	1,70%	194	0,74%	62
Lazio	33.600	10,50%	31.896	1.704	2,67%	775	2,25%	882	3,36%	47
Liguria	9.280	2,90%	6.834	2.446	3,83%	269	0,78%	2.108	8,02%	69
Lombardia	77.440	24,20%	60.260	17.180	26,94%	10.001	29,00%	6.316	24,03%	863
Marche	8.640	2,70%	6.417	2.223	3,49%	1.072	3,11%	1.006	3,83%	145
Molise	960	0,30%	960	0	0,00%	0	0,00%	0	0,00%	0
Piemonte	28.160	8,80%	19.870	8.290	13,00%	3.966	11,50%	3.871	14,73%	453
Puglia	13.440	4,20%	10.787	2.653	4,16%	1.707	4,95%	850	3,23%	96
Sardegna	5.760	1,80%	5.004	756	1,19%	364	1,06%	376	1,43%	16
Sicilia	15.040	4,70%	12.884	2.156	3,38%	1.710	4,96%	412	1,57%	34
Toscana	25.280	7,90%	19.868	5.412	8,49%	2.918	8,46%	2.273	8,65%	221
Trentino-Alto Adige	3.840	1,20%	3.354	486	0,76%	422	1,22%	38	0,14%	26
Umbria	4.160	1,30%	2.851	1.309	2,05%	964	2,79%	286	1,09%	59
Valle d'Aosta	640	0,20%	383	257	0,40%	169	0,49%	60	0,23%	28
Veneto	28.160	8,80%	21.537	6.623	10,38%	3.679	10,67%	2.603	9,90%	341
<b>TOTALI</b>	<b>320.000</b>	<b>100%</b>	<b>256.217</b>	<b>63.783</b>	<b>100%</b>	<b>34.492</b>	<b>100%</b>	<b>26.285</b>	<b>100%</b>	<b>3.006</b>

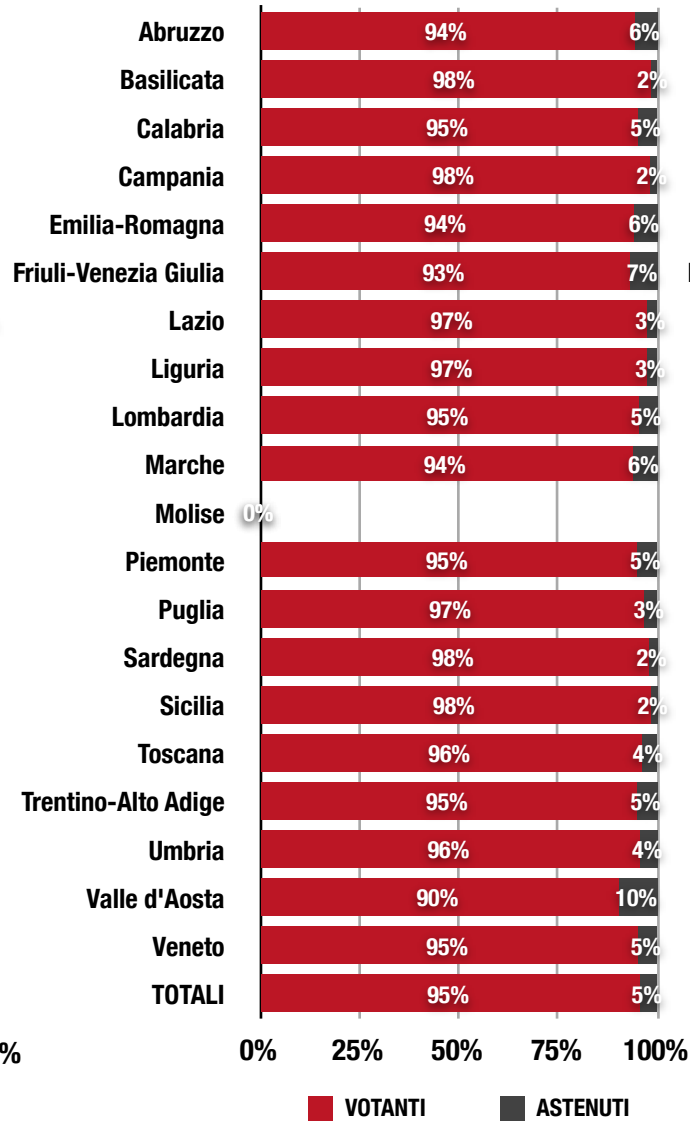


# TOTALI REGIONALI

## PARTECIPAZIONE



## VOTANTI / ASTENUTI



## FAVOREVOLI CONTRARI

